

# Christine Pilkinton Fine Art

PHONE 615-860-2368

EMAIL [CHRISTY@PORTRAITCREATIONS.COM](mailto:CHRISTY@PORTRAITCREATIONS.COM)

WEB [WWW.PORTRAITCREATIONS.COM](http://WWW.PORTRAITCREATIONS.COM)

*To send light into the darkness of men's hearts  
- such is the duty of the artist. Schumann*

## Drawing & Painting EYES


[http://www.dueysdrawings.com/eye\\_tutorial.html](http://www.dueysdrawings.com/eye_tutorial.html)

<http://www.drawninblack.com/2011/08/how-to-draw-eyes-25-tutorials-step-by-steps-how-to-and-reference-photos-on-how-to-draw-human-eyes/>

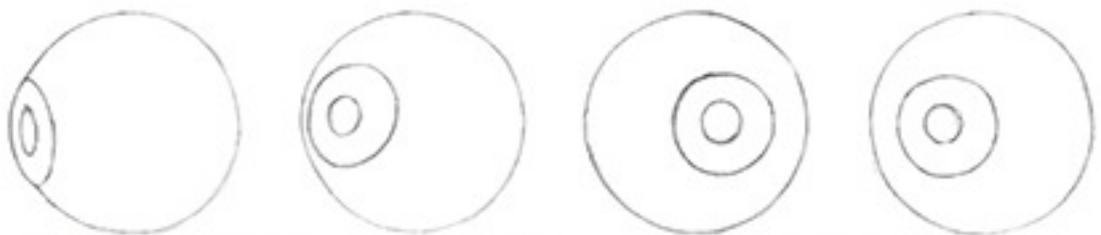
<http://www.scribd.com/doc/47844023/Burne-Hogarth-Drawing-the-Human-Head>

<http://www.scribd.com/doc/255814/Andrew-Loomis-Figure-Drawing>

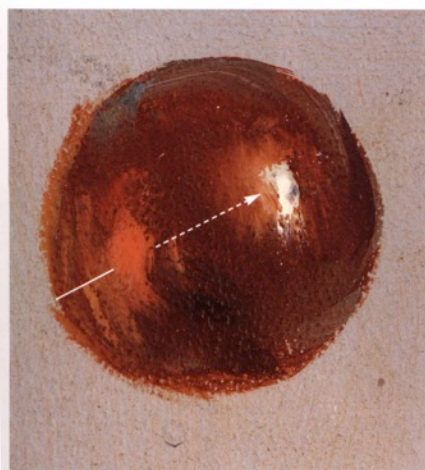
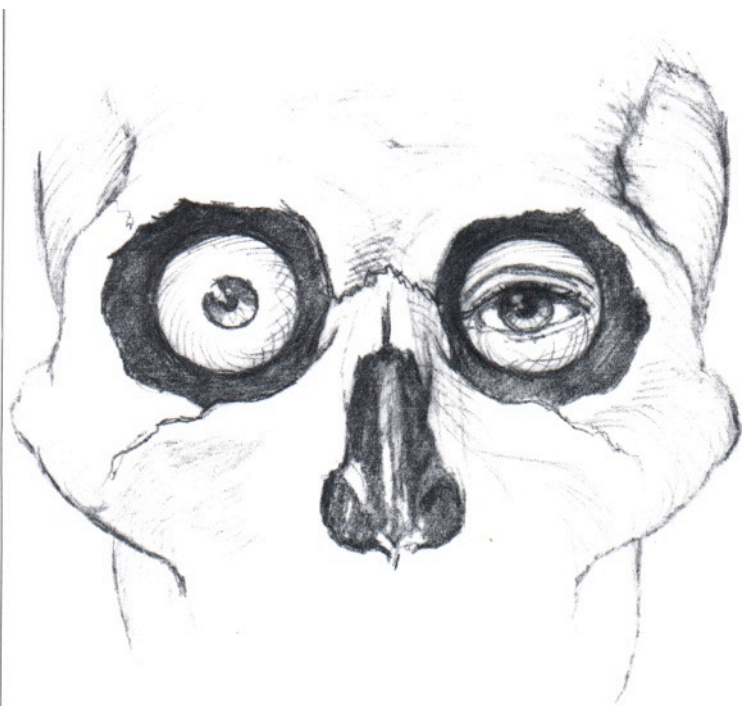
### EYE REFERENCE PAGE NO. 1

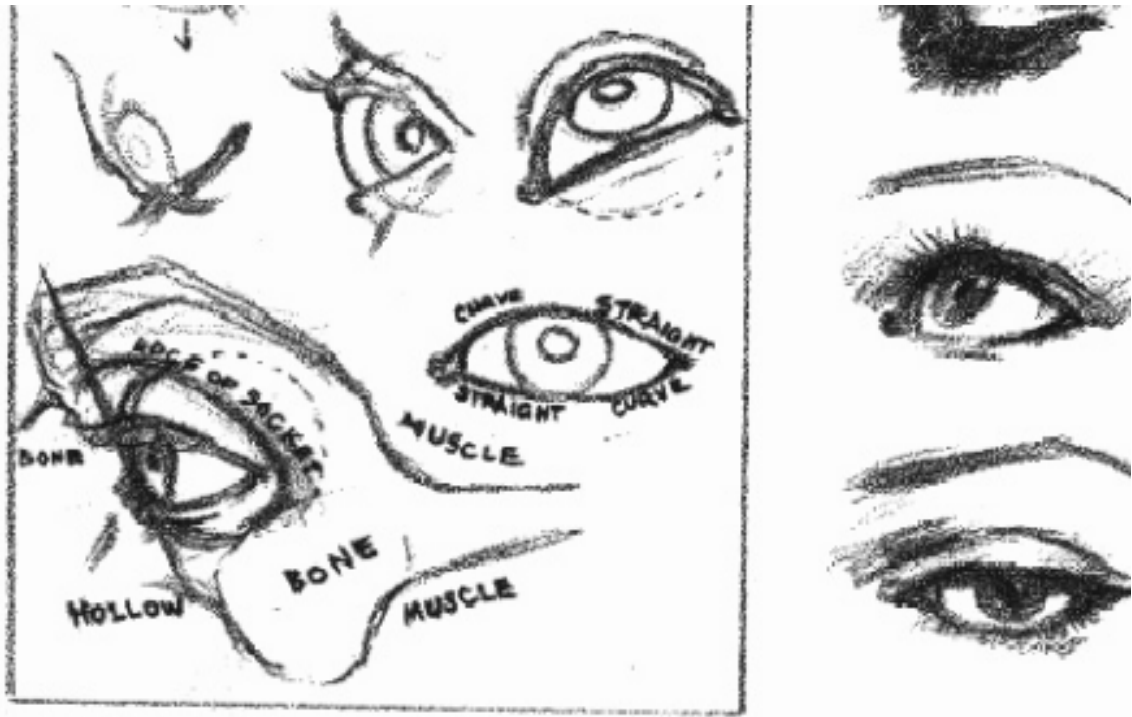


**DRAWINGHOWTODRAW.COM**



*As your perspective of an eyeball changes, the irises and pupils appear to be in different locations.*





from Andrew Loomis Figure Drawing page 176

## EYE REFERENCE PAGE NO.



# The Eye



eye sockets  
slant down  
toward the  
outside

The form of the eye is  
suggested by the lid

The eye itself is nearly a perfect sphere,  $\pm 1''$  in diameter


The globe fits into the socket, which protects it

The eyes are on the curving line of the face.


The top  $\pm 10\%$  of the iris is covered by the lid.



upper lid is  
thicker than  
lower lid




The relative speed of the  
lines of the lids



usually a slight  $\nearrow$   
up toward  
outside

iris is almost tangent to  
lower lid



The "white" of the eye is  
**NOT WHITE!** The edges of the  
iris are soft. There is a soft  
reflected light OPPOSITE the highlight

Values: The bony socket &  
supraorbital ridge will  
cast a shadow.

The upper lashes & lid will  
cast a dark soft-edged  
shadow over the eye. The  
top of upper & lower lids will  
catch the light. There will be a  
shadow under the lower lid